

# IBM Lotus Mashups Student Offering



IT skills are in demand and the need is growing. Colleges and universities are being challenged to develop curricula that offer students a practical combination of business and technical skills to meet these industry demands. The IBM Academic Initiative has created this Lotus Mashups offering with that purpose in mind: to give students the opportunity to become proficient on leading-edge mashup technology and increase their skills portfolio in areas where business and technology intersect.

Lotus Mashups is a web-based application that allows you to build other web-based applications. You can use these new applications to display different types of information from a variety of sources simultaneously, from statistics to web comics.

Lotus Mashups is part of a larger offering called *IBM Mashup Center*. The IBM Mashup Center consists of Lotus Mashups and InfoSphere MashupHub. Used together, these components let you create your own widgets, mix and match widgets to create new mashups, and store widgets and mashups in a catalog to share with others.

This student offering will get you on your way to learning more about Lotus Mashups. Each step in this learning roadmap includes web links that take you directly to the referenced source. Enjoy the learning!

## 1. Gain an overview of Lotus Mashups.

- Watch the [demo](#) and see the easy-to-use IBM Mashup Center in action. You can also download the video to your desktop for offline viewing.
- Watch this YouTube [video](#) and learn more about IBM Mashup Center.
- Visit the [IBM Mashup Center wiki](#) for more information.

## 2. Get your feet wet! Join the Lotus Greenhouse community and gain access to the IBM Mashup Center.

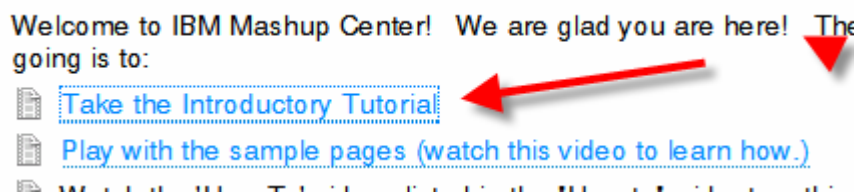
- Go to the [Lotus Greenhouse](#) web site.

- Click **Join Now!** at the top, right corner of the page.
- Fill in the fields with your information, and click **Submit Information**.
- Within a few minutes, you will receive an e-mail from the Lotus Greenhouse team that contains a link to a web page where you can complete your registration.
- After completing your registration, go to the [Lotus Greenhouse](#) web site and sign in with your User ID and Password. The Lotus Greenhouse page displays 'Showcase Products', 'Community', and 'Inside Greenhouse'. Under 'Inside Greenhouse' are 'Quick Actions'; click **IBM Mashup Center**. (Note: 'IBM Mashup Center' is only visible when you are logged into the Lotus Greenhouse site.) Here you will find tutorials, community pages, and ideas on how to start creating mashups.

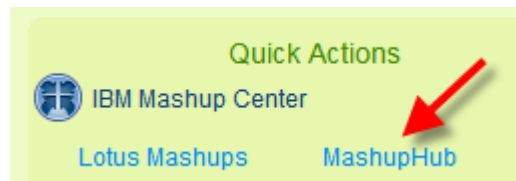


3. Hands-on tutorials are also an excellent way to increase your skill level. Try these to test your knowledge.

- After signing into Lotus Greenhouse and launching IBM Mashup Center, click '**Take the Introductory Tutorial**'. This tutorial introduces you to IBM Mashup Center and walks you through the step-by-step process of creating pages and feeds, adding widgets to pages, and wiring widgets together:



- Return to the [Lotus Greenhouse](#) page and click on **MashupHub** under **Quick Actions**:



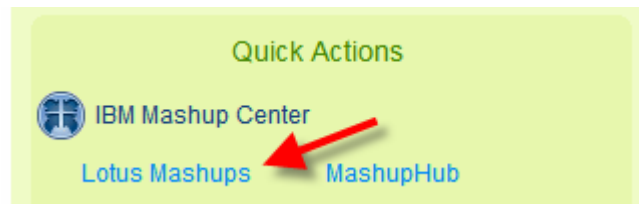
- In the **Getting Started** section, click **Tutorials**. Follow the instructions and have fun!



- You can also access tutorials in the [Tutorials section](#) of the IBM Mashup Center wiki.

4. Watch video demos to show you first-hand how to use IBM Mashup Center to work with widgets and create mashups!

- Return to the Lotus Greenhouse page and click **IBM Mashup Center** under **Quick Actions**.



- In the IBM Mashup Center, on the left side of the page, see the list of **How To** videos. Click the links to launch the videos.



- You can also [access additional videos](#) in the Video section of the IBM Mashup Center wiki.
- IBM has also posted several YouTube videos about IBM Mashup Center on the ["It's Mashtastic"](#) channel.

## 5. See what the global community is saying about IBM Mashup Center!

Visit our community sites to see what others are saying about Lotus Mashups and MashupHub:

- [IBM Mashup Center wiki](#) - find product documentation, tutorials, how-to information, and more. It's completely editable, so log in and add your own article!
- [Mix-and-Mash "Mashup" blog](#) – see what the IBM Mashup Center product managers and technical experts are saying about IBM Mashup Center.
- [IBM Mashup Center forum](#) – log in to see what Greenhouse customers are saying about their experiences using the Greenhouse version of IBM Mashup Center. If you run into a problem, simply post a comment and wait for an IBM expert to investigate and respond.

**We hope you find the information in this document helpful. Explore our other student offerings listed on the Student Portal and continue learning about leading-edge technologies from IBM. The IBM Academic Initiative team wishes you every success in your academic year!**